


# Agilent E1368A 18 GHz Microwave Switch (3 channels)

## Data Sheet

- 1-Slot, B-size, register based
- Signal switching from dc to 18 GHz
- Three internal SPDT 50  $\Omega$  terminated switches
- Two additional external switches allowed
- High isolation >90 dB provided
- Break-before-make operation



Agilent E1368A

### Description

The Agilent E1368A Microwave Switch is a **B-size, 1-slot, register-based VXI module**. This module, which incorporates the 8762B microwave switch, provides 3-channels of single-pole, double-throw coaxial switching. The three coaxial switches provided have excellent electrical characteristics for transmission systems operating from dc to 18 GHz. The module panels are numbered 00, 01, 02 to indicate the channel numbers of each coaxial switch installed.

The E1368A microwave switch module contains three factory-installed 50  $\Omega$  switches, giving it broad bandwidth, high isolation, and excellent repeatability. The switches can be easily activated from a user's program via SCPI commands.

This module also comes with a 14-pin DIP socket for connecting two additional switches mounted remotely. The coaxial switches always operate in break-before-make fashion and are controlled by a latching solenoid.

Refer to the Agilent Technologies Website for instrument driver availability and downloading instructions, as well as for recent product updates, if applicable.

## Configuration

Each SPDT (Form C) switch has three 3 mm SMA connectors labeled “1” (NC), “2” (NO), and “C” (Common).

These coaxial switches always operate in break-before-make fashion and are controlled by a latching solenoid. Internal coil contacts open and remove coil voltage after a switching operation to minimize the amount of heat dissipated near the switch. When a coil is energized and a switching operation occurs, a pivot armature in the microwave switch also operates both sets of contacts, either closing the switch or connecting it to the 50  $\Omega$  termination, so that a 50  $\Omega$  match is always maintained.

## Product Specifications

<b>Frequency:</b>	dc to 18 GHz
<b>Ports:</b>	3
<b>Internal termination:</b>	Terminated
<b>Insertion loss (dB):</b>	<0.20 to 2 GHz <0.25 to 4 GHz <0.50 to 18 GHz
<b>SWR (into termination or through line):</b>	<1.1 to 2 GHz <1.2 to 4 GHz <1.3 to 18 GHz
<b>Isolation (dB):</b>	>90 to 18 GHz
<b>Life and repeatability (typical):</b>	10 <sup>6</sup> cycles 0.03 dB
<b>Power (peak power is nonswitching):</b>	1 Watt average 100 Watts peak (+ 7 Vdc)
<b>Switching speed:</b>	30 ms
<b>RF connectors:</b>	SMA (female)
<b>Switching dwell time:</b>	35 ms
<b>Driver output voltage:</b>	5 V or 12 V
<i>Control circuit can switch max 1 A per switch. Max current also depends on output capability of the mainframe.</i>	
<b>Maximum external energizing voltage:</b>	30 V

## General Specifications

### VXI Characteristics

<b>VXI device type:</b>	Register based, A16, slave only
<b>Size:</b>	B
<b>Slots:</b>	1
<b>Connectors:</b>	P1
<b>Shared memory:</b>	None
<b>VXI busses:</b>	None
<b>C-size compatibility:</b>	Requires E1403C

### Instrument Drivers

See the Agilent Technologies Website ([http://www.agilent.com/find/inst\\_drivers](http://www.agilent.com/find/inst_drivers)) for driver availability and downloading.

<b>Command module firmware:</b>	Downloadable
<b>Command module firmware rev:</b>	A.01
<b>I-SCPI Win 3.1:</b>	Yes
<b>I-SCPI Series 700:</b>	Yes
<b>C-SCPI LynxOS:</b>	Yes
<b>C-SCPI Series 700:</b>	Yes
<b>Panel Drivers:</b>	Yes
<b>VXI plug&amp;play Win Framework:</b>	Yes
<b>VXI plug&amp;play Win 95/NT Framework:</b>	Yes
<b>VXI plug&amp;play HP-UX Framework:</b>	No

### Module Current

	$I_{PM}$	$I_{DM}$
+5 V:	1.3	0.01
+12 V:	0	0
-12 V:	0	0
+24 V:	0	0
-24 V:	0	0
-5.2 V:	0	0
-2 V:	0	0

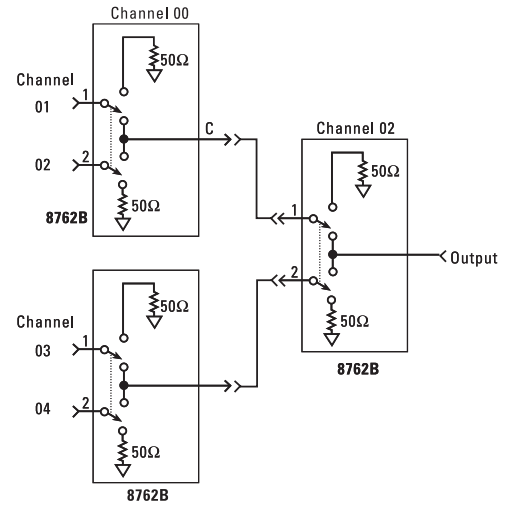
### Cooling/Slot

Watts/slot:	5.00
$\Delta P$ mm H <sub>2</sub> O:	0.08
Air Flow liter/s:	0.42

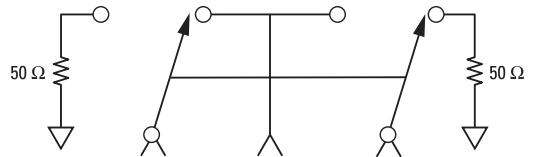
### Ordering Information

Description	Product No.
18 GHz Microwave Switch	E1368A

### 4x1 MW Switch



4 x 1 Microwave Switch Example



Agilent E1368A/E1369A/E1370A Drive Circuits

## **Agilent Technologies' Test and Measurement Support, Services, and Assistance**

Agilent Technologies aims to maximize the value you receive, while minimizing your risk and problems. We strive to ensure that you get the test and measurement capabilities you paid for and obtain the support you need. Our extensive support resources and services can help you choose the right Agilent products for your applications and apply them successfully. Every instrument and system we sell has a global warranty. Two concepts underlie Agilent's overall support policy: "Our Promise" and "Your Advantage."

### **Our Promise**

Our Promise means your Agilent test and measurement equipment will meet its advertised performance and functionality. When you are choosing new equipment, we will help you with product information, including realistic performance specifications and practical recommendations from experienced test engineers. When you receive your new Agilent equipment, we can help verify that it works properly, and help with initial product operation.

### **Your Advantage**

Your Advantage means that Agilent offers a wide range of additional expert test and measurement services, which you can purchase according to your unique technical and business needs. Solve problems efficiently and gain a competitive edge by contracting with us for calibration, extra-cost upgrades, out-of-warranty repairs, and onsite education and training, as well as design, system integration, project management, and other professional engineering services. Experienced Agilent engineers and technicians worldwide can help you maximize your productivity, optimize the return on investment of your Agilent instruments and systems, and obtain dependable measurement accuracy for the life of those products.



### **Agilent Email Updates**

[www.agilent.com/find/emailupdates](http://www.agilent.com/find/emailupdates)

Get the latest information on the products and applications you select.

### **Agilent T&M Software and Connectivity**

Agilent's Test and Measurement software and connectivity products, solutions and developer network allows you to take time out of connecting your instruments to your computer with tools based on PC standards, so you can focus on your tasks, not on your connections.

Visit [www.agilent.com/find/connectivity](http://www.agilent.com/find/connectivity) for more information.

For more assistance with all your test and measurement needs or to find your local Agilent office go to [www.agilent.com/find/assist](http://www.agilent.com/find/assist)

Product specifications and descriptions in this document subject to change without notice.

© Agilent Technologies, Inc. 2005  
Printed in the USA May 1, 2005  
5965-5596E



**Agilent Technologies**